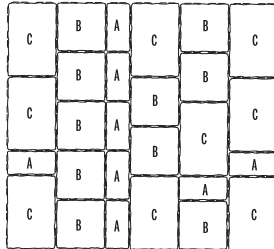




# Mista Random

**DESCRIPTION:** Paver **TEXTURE:** Multi-textured

## PALLET OVERVIEW



Permeable pavers allow for storm water drainage and manage excess runoff. The use of permeable pavers also facilitates LEED® certification easier to obtain.

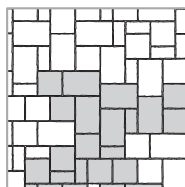
## NOTES

See page 48 to 51 for more technical information and page 87 to 93 when used as a permeable pavement application.


Specifications per pallet	Imperial	Metric
Cubing	<b>116.20 ft<sup>2</sup></b>	10.80 m <sup>2</sup>
Weight	3 356 lbs	1 522 kg
Number of rows	10	
Coverage per row	11.62 ft <sup>2</sup>	1.08 m <sup>2</sup>
Linear coverage per row	17.71 lin. ft	5.40 lin. m
Void space	6.3 %	
Joint Depth	<b>3/16" to 9/16"</b>	4 to 14 mm

	Unit dimensions	in	mm	Units/pallet
<b>A</b>	Height	2 <sup>9</sup> / <sub>16</sub>	65	80 units
	Depth	7 <sup>7</sup> / <sub>8</sub>	200	
	Length	3 <sup>15</sup> / <sub>16</sub>	100	
<b>B</b>	Height	2 <sup>9</sup> / <sub>16</sub>	65	100 units
	Depth	7 <sup>7</sup> / <sub>8</sub>	200	
	Length	7 <sup>7</sup> / <sub>8</sub>	200	
<b>C</b>	Height	2 <sup>9</sup> / <sub>16</sub>	65	90 units
	Depth	7 <sup>7</sup> / <sub>8</sub>	200	
	Length	11 <sup>13</sup> / <sub>16</sub>	300	

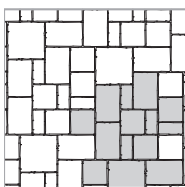
**01 | Modular pattern**  
100% Mista random



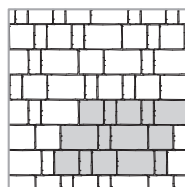
**02 | Modular pattern**  
100% Mista random



**03 | Modular pattern**  
85% Mista random |  
15% Mista square




**04 | Linear pattern**  
100% Mista random




Patterns are for design inspiration only. The installer is responsible to calculate & purchase the correct amount of material.


sandlewood




shale grey



mojave beige




champlain grey



harvest gold



chestnut brown



autumn red

