





Parisien Square and rectangle

DESCRIPTION: Paver **TEXTURE:** Smooth and beveled

PALLET OVERVIEW - SQUARE



PALLET OVERVIEW - RECTANGLE



NOTES

See page 48 to 51 for more technical information.

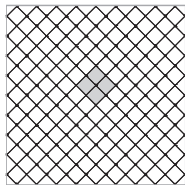
Specifications per pallet		Imperial	Metric
SQUARE	Cubing	124.20 ft²	11.54 m ²
	Weight	3 526 lbs	1 599 kg
	Number of rows	11	
	Coverage per row	11.29 ft ²	1.05 m ²
	Linear coverage per row	21.88 lin. ft	6.67 lin. m

Unit dimensions		in	mm	Units/pallet
	Height	2 ³ / ₈	60	462 units
	Depth	6 ¹ / ₄	158	
	Length	6 ¹ / ₄	158	


Specifications per pallet		Imperial	Metric
RECTANGLE	Cubing	134.20 ft²	12.47 m ²
	Weight	3 824 lbs	1 735 kg
	Number of rows	11	
	Coverage per row	12.20 ft ²	1.13 m ²
	Linear coverage per row	Depth 15.60 lin. ft Length 23.45 lin. ft	4.75 lin. m 7.15 lin. m

Unit dimensions		in	mm	Units/pallet
	Height	2 ³ / ₈	60	330 units
	Depth	6 ¹ / ₄	158	
	Length	9 ³ / ₈	238	


01 | Linear pattern
Checkerboard 45° | 100% square




02 | Linear pattern
100% square



03 | Herringbone pattern
100% rectangle



04 | Modified Herringbone pattern
75% rectangle | 25% square



Patterns are for design inspiration only. The installer is responsible to calculate & purchase the correct amount of material.

sandlewood
Square
Rectangle



shale grey
Square
Rectangle



champlain grey
Square
Rectangle



onyx black
Rectangle



chestnut brown
Square
Rectangle



autumn red
Square
Rectangle



chocolate brown
Rectangle

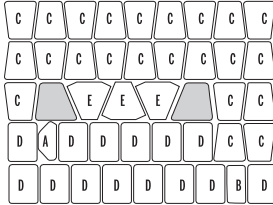




Parisien Circle

DESCRIPTION: Paver **TEXTURE:** Smooth and beveled

PALLET OVERVIEW








NOTES

One pallet creates one full or two half-circles.

See page 48 to 51 for more technical information.

Specifications per pallet		Imperial	Metric
CIRCLE	Cubing	50.70 ft ²	4.70 m ²
	Weight	1 534 lbs	696 kg
	Number of rows	6	
	Coverage per row	8.45 ft ²	0.79 m ²
	Circle diameter	7' 11"	2.41 m

	Unit dimensions	in	mm	Units/pallet
A HALF OCTAGON		Height: 2 ³ / ₈ Depth: - Length: -	60	6 units
B SMALL RECTANGLE		Height: 2 ³ / ₈ Depth: - Length: -	60	6 units
C SMALL RADIUS		Height: 2 ³ / ₈ Depth: - Length: -	60	138 units
D RECTANGLE		Height: 2 ³ / ₈ Depth: - Length: -	60	84 units
E RADIUS		Height: 2 ³ / ₈ Depth: - Length: -	60	18 units

sandlewood

shale grey

champlain grey

autumn red

chestnut brown

