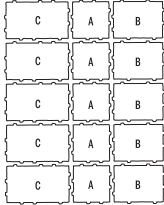




Pure

DESCRIPTION: Paver **TEXTURE:** Beveled

PALLET OVERVIEW









The use of permeable pavement systems throughout the world has proven effective in reducing storm water runoff while increasing infiltration rates as it returns the water to the environment. The use of permeable pavers also facilitates LEED® certification easier to obtain.


NOTES

See page 87 to 93 for more technical information.

Specifications per pallet	Imperial	Metric
Cubing	90 ft²	8.36 m ²
Weight	3 175 lbs	1 440 kg
Number of rows	8	
Coverage per row	11.25 ft²	1.05 m ²
Linear coverage per row	15 lin. ft	4.57 lin. m
Percent of surface opening	5.0 %	
Joint Width	3/8"	10 mm

	Unit dimensions	in	mm	Units/pallet
	Height	3 1/8	80	40 units
	Depth	9	229	
	Length	9	229	
	Height	3 1/8	80	40 units
	Depth	9	229	
	Length	12	305	
	Height	3 1/8	80	40 units
	Depth	9	229	
	Length	15	381	

01 | Linear pattern



Patterns are for design inspiration only. The installer is responsible to calculate & purchase the correct amount of material.

sandlewood

shale grey

champlain grey

chestnut brown

