




NEW

Para


DESCRIPTION: Slab TEXTURE: Hyper Smooth

SLABS

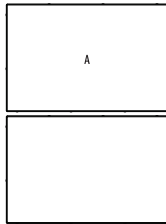
PALLET OVERVIEW - 500 × 250



PALLET OVERVIEW - 500 × 500



PALLET OVERVIEW - 500 × 750



NOTES

See page 21 to 24 for more technical information.

Specifications per pallet		Imperial	Metric
500 × 250	Cubing	118.40 ft²	11 m²
	Weight	3 400 lbs	1 542 kg
	Number of rows	11	
	Coverage per row	10.76 ft ²	1 m ²
	Length	6.56 lin. ft	2 lin. m
	Depth	13.12 lin. ft	4 lin. m

Unit dimensions		in	mm	Units/pallet
	Height	2 ³ / ₈	60	88 units
	Depth	19 ¹¹ / ₁₆	500	
	Length	9 ¹³ / ₁₆	250	

Specifications per pallet		Imperial	Metric
500 × 500	Cubing	118.40 ft²	11 m²
	Weight	3 360 lb	1 524 kg
	Number of rows	11	
	Coverage per row	10.76 ft ²	1 m ²
	Linear coverage per row	6.56 lin. ft	2 lin. m

Unit dimensions		in	mm	Units/pallet
	Height	2 ³ / ₈	60	44 units
	Depth	19 ¹¹ / ₁₆	500	
	Length	19 ¹¹ / ₁₆	500	

Specifications per pallet		Imperial	Metric
500 × 750	Cubing	88.80 ft²	8.25 m²
	Weight	2 522 lbs	1 144 kg
	Number of rows	11	
	Coverage per row	8.07 ft ²	0.75 m ²
	Length	4.92 lin. ft	1.50 lin. m
	Depth	3.28 lin. ft	1 lin. m

Unit dimensions		in	mm	Units/pallet
	Height	2 ³ / ₈	60	22 units
	Depth	19 ¹¹ / ₁₆	500	
	Length	29 ¹ / ₂	750	

onyx black

greyed nickel

beige cream

